

Pan-Steel® Custom Length Banding – MBCH, MBCEH, and MBCSH Series

Part Number	Max. Bundle Diameter		Length*		Min. Loop Tensile Strength**		Min. Bundle Diameter		Width		Thickness^A		Recommended Installation Tool***	Recommended Banding Head	Std. Pkg. Qty.‡
	In.	mm	Ft.	m	Lbs.	N	In.	mm	In.	mm	In.	mm			

Polyester Coated AISI 316 Stainless Steel

Heavy Cross Section

MBCH-QR316	Any	Any	82	25	250	1112	0.50	12.7	0.31	7.9	0.010	0.25	GS4MT-E, ST2MT, HTMT, PPTMT, PBTMT	MTHCH-C316	1
-------------------	-----	-----	----	----	-----	------	------	------	------	-----	-------	------	------------------------------------	------------	---

Extra-Heavy Cross Section

MBCEH-QR316	Any	Any	82	25	300	1335	1.00	25.4	0.50	12.7	0.010	0.25	ST2MT, RT2HT, RT2HTN, PBTMT	MTHCEH-C316	1
--------------------	-----	-----	----	----	-----	------	------	------	------	------	-------	------	-----------------------------	-------------	---

Super-Heavy Cross Section

MBCSH-QR316	Any	Any	82	25	450	2000	1.00	25.4	0.63	15.9	0.015	0.38	RT2HT, RT2HTN, PBTMT	MTHCSH-C316	1
--------------------	-----	-----	----	----	-----	------	------	------	------	------	-------	------	----------------------	-------------	---

*Other lengths available, contact Panduit Customer Service.

**Per SAE Standard AS23190/3 (formerly MIL). For additional details, refer to page B3.30.

***For information on installation tools, refer to www.panduit.com/tools.

^Base material less coating

‡Order in number of reels required.

To determine the proper amount of banding required, use the following formula:

Calculate S and H Cross Section Diameter inches (mm) x 3.14 + 3 inches (76mm)

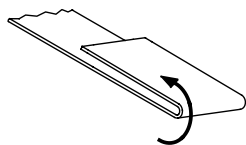
Calculate EH and SH Cross Section Diameter inches (mm) x 3.14 + 4.5 inches (114mm)

Pan-Steel® Custom Length Banding Heads – MTH Series

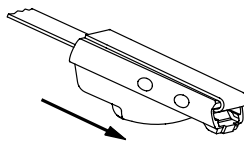
- Self-locking head design speeds installation and locks into place at any length along the tie body



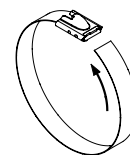
Part Number	Part Description	Std. Pkg. Qty.	Std. Ctn. Qty.
AISI 304 Stainless Steel			
MTHS-C	Loose piece banding head for standard cross section banding.	100	1000
MTHH-C	Loose piece banding head for heavy cross section banding.		
MTHEH-C	Loose piece banding head for extra-heavy cross section banding.		
MTHSH-C	Loose piece banding head for super-heavy cross section banding.		
AISI 316 Stainless Steel			
MTHS-C316	Loose piece banding head for standard cross section banding.	100	1000
MTHH-C316	Loose piece banding head for heavy cross section banding.		
MTHEH-C316	Loose piece banding head for extra-heavy cross section banding.		
MTHSH-C316	Loose piece banding head for super-heavy cross section banding.		
AISI 316 Coated Stainless Steel			
MTHCH-C316	Loose piece coated banding head for heavy cross section banding.	100	1000
MTHCEH-C316	Loose piece coated banding head for extra-heavy cross section banding.		
MTHCSH-C316	Loose piece coated banding head for super-heavy cross section banding.		



1) Take one end of the cut banding and bend back 1" (25.4mm).



2) Take a self-locking head and slide it the entire length of the band until it reaches the bend.



3) Bend tail flat against bottom of banding head to complete assembly.